

Welcome to LinkedIn Learning

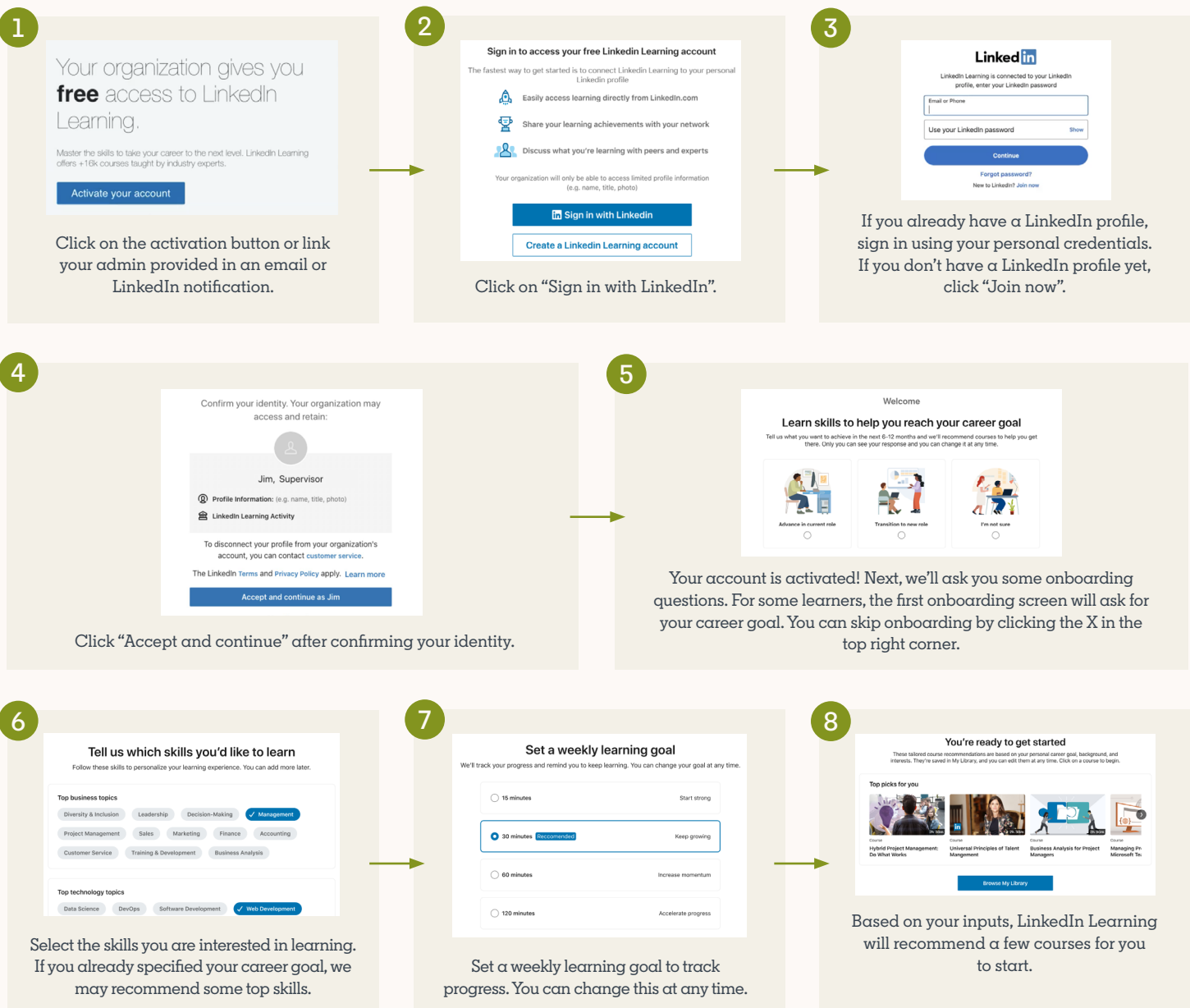
We're glad you're here

LinkedIn Learning is a highly personalized learning experience designed to help you achieve your professional goals.

We encourage you to connect your LinkedIn profile (from linkedin.com) to your LinkedIn Learning license so you'll have a richer learning experience powered by the data and insights of the LinkedIn network.



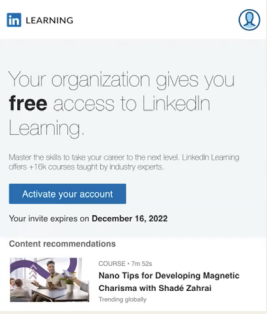
Activate your LinkedIn Learning license by connecting your LinkedIn profile.



Note: The design and wording of each of these screens may be slightly different in your LinkedIn Learning experience, but the flow should be similar.


Create a new LinkedIn Learning account without connecting your LinkedIn profile.

1



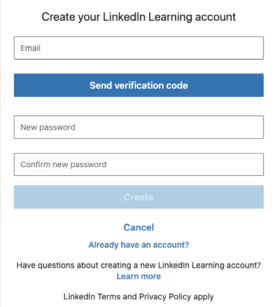
Click on the activation button or link your admin provided in an email or LinkedIn notification.

2



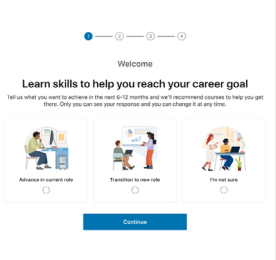
Click on "Create a LinkedIn Learning account".

3



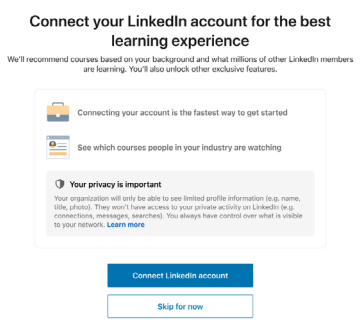
Enter your work email address, verify the code sent to your email, and create a password.

4




Your account is activated! Next, we'll ask you some onboarding questions. For some learners, the first onboarding screen will ask for your career goal. You can skip onboarding by clicking the X in the top right corner.

5



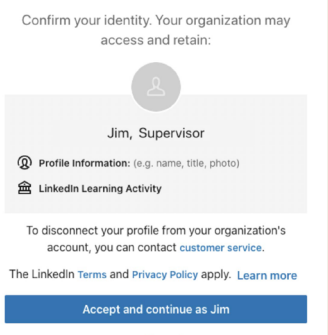
Connect your LinkedIn account to help us understand your background. If you skip this step, please type in your current job title.

6



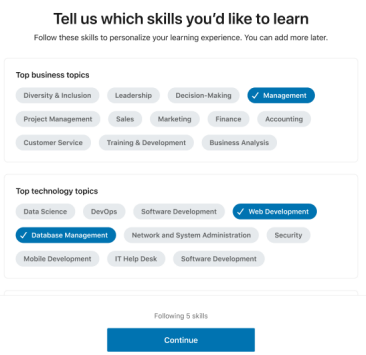
If you already have a LinkedIn profile, sign in using your personal credentials. If you don't have a LinkedIn profile yet, click "Join now".

7



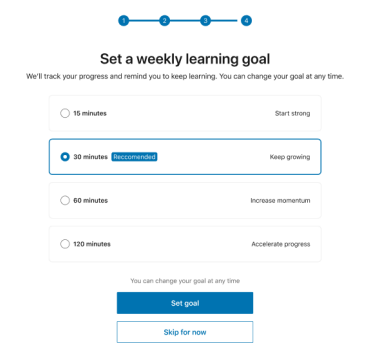
Click "Accept and continue" after confirming your identity.

8



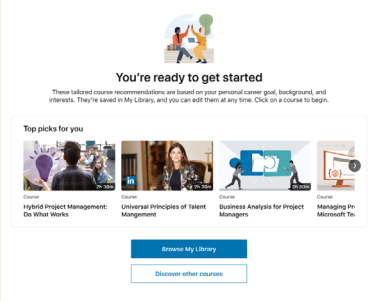
Select the skills you are interested in learning. If you already specified your career goal, we may recommend some top skills.

9



Set a weekly learning goal to track progress. You can change this at any time.

10



Based on your inputs, LinkedIn Learning will recommend a few courses for you to start.

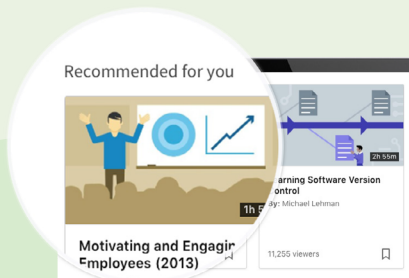
Note: The design and wording of each of these screens may be slightly different in your LinkedIn Learning experience, but the flow should be similar.

Here are a few benefits to connecting your LinkedIn profile to LinkedIn Learning:

1

More personalized learning experiences

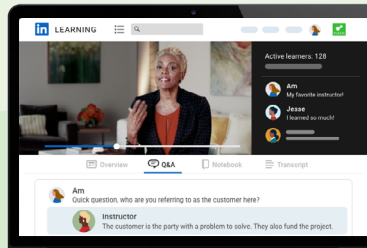
Get tailored course recommendations based on your work experience and skills. You can also find courses that other people in your network and organization are learning.



2

Learn with a supportive community

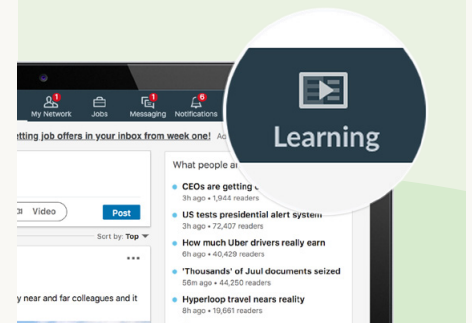
Share your learnings and add course certificates to your LinkedIn profile. Have discussions with peers and instructors in Learning Groups, Q&A, and live office hours.



3

Keep learning top-of-mind

Save time with easy access to your learning content directly from LinkedIn. You can also discover and watch courses while you scroll the LinkedIn newsfeed.



Don't have a LinkedIn account? Creating one is simple.

It's an easy process and only requires a name, email address, location, job title and company name.



Your data is secure and your privacy is our #1 priority

When you connect your LinkedIn profile, rest assured that only basic profile information, such as your job title and profile photo, will be shared with your employer. They will not have access to private activity from your personal LinkedIn account, such as your connections, private messages, or job search activity. [See more details around privacy here.](#)

If you choose not to connect your LinkedIn account, you will create a separate LinkedIn Learning account that is not connected to LinkedIn.com

What if I change my mind? I connected my LinkedIn account to LinkedIn Learning, and now want to disconnect it?

See more [details on how to disconnect here.](#)

To access your learning account visit: www.linkedin.com/learning

